

Name: _____

BELLAMBI PUBLIC SCHOOL

Year 3/4 Magnolia

LEARNING FROM HOME PACKAGE

Term 4 - Week 3

For assistance:

- Contact school via phone: 4284 8666 or email: bellambi-p.school@det.nsw.edu.au
- Seesaw message (teachers available to respond between 9:00am - 1:30pm)

Teachers will keep in touch via:

- Seesaw updates
- Facebook updates
- Phone call (these calls may come through on a private/no caller ID number)

The worksheets follow the timetable.

Daily learning up to and no more than 2 hours per day plus additional time for physical activity.

You must post at least once per day on SeeSaw or drop your completed pack back to the school each Monday.

Want Something Extra?

- **Kids Creating Space**- This is a link to Mindfulness/yoga videos that we complete daily at school.

www.youtube.com/channel/UCfY6ToBrvdxIsOx7Y9rVwvQ

- **Det Live Stream**- Tune in each day at 10am for a live educational video.

<https://education.nsw.gov.au/parents-and-carers/education-live>

- **BTN- Behind the News** - Watch the most recent episode which airs on a Tuesday or catch up on episodes you've missed.

<https://www.abc.net.au/btn/>

- **Art With Georgie** - Free online art classes.

<https://www.artwithgeorgie.com/>

- **Taronga TV** - Tune in to learn about the animals and what happens behind the scenes at Taronga Zoo.

<https://taronga.org.au/taronga-tv>

- **Kids News** - There are lots of news articles and on many different topics.

<https://www.kidsnews.com.au/>

Zoom Lessons

Every Monday Miss Jaz will run a dance Zoom from 10:25- 10:55.

On Tuesday, Wednesday and Thursday from 12pm - 1pm we will have a Zoom as a whole class.

Please use the code below to join.

All students are expected to join zooms.

Meeting ID: 677 3431 5043

Passcode: 341615

Bellambi Public School- Stage 2

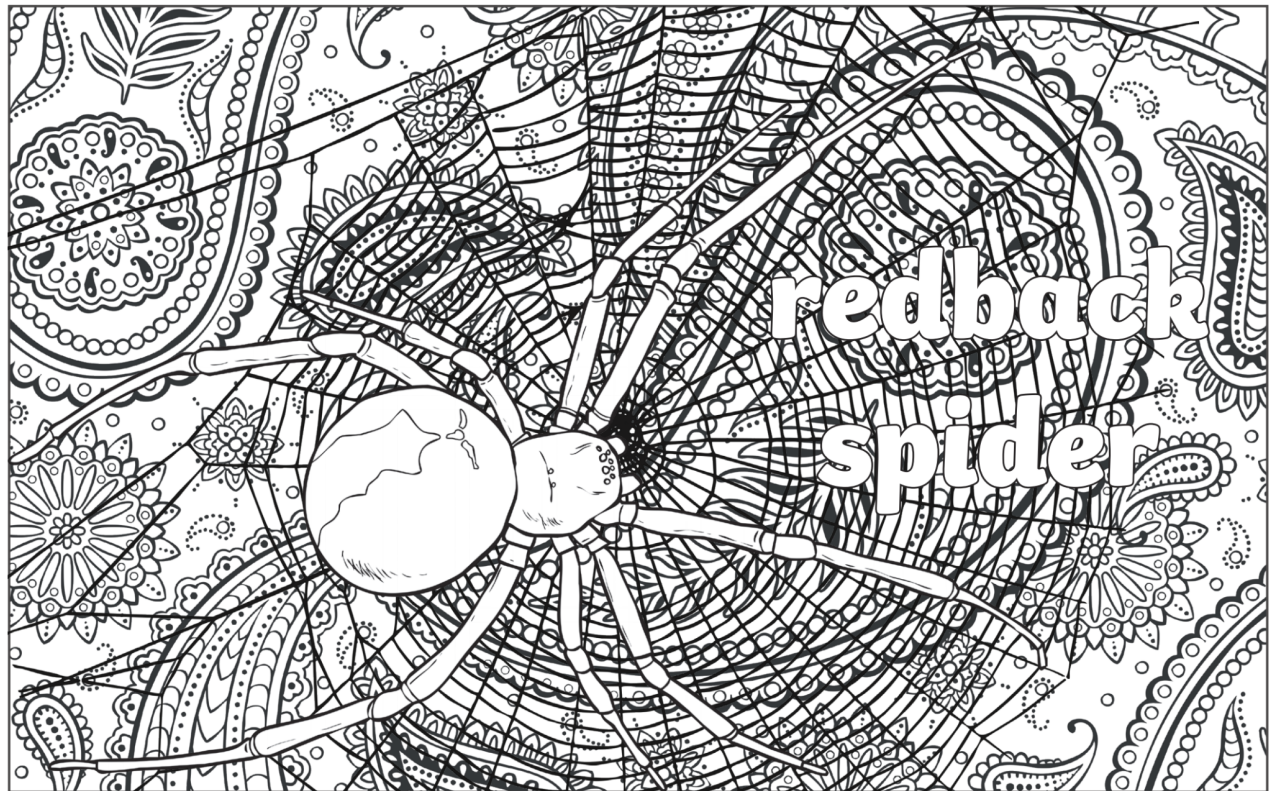
Learning Program

Soundwaves Year 3: toys795

Soundwaves Year 4: send088

Monday Dance Zoom 10:25- 10:55	Tuesday Class Zoom 12:00pm	Wednesday Class Zoom 12:00pm	Thursday Class Zoom 12:00pm	Friday
Reading 15-20 minutes: Log on to PM readers or choose a book from home to read.	Reading 15-20 minutes: Log on to PM readers or choose a book from home to read.	Reading 15-20 minutes: Log on to PM readers or choose a book from home to read.	Reading 15-20 minutes: Log on to PM readers or choose a book from home to read.	Reading 15-20 minutes: Log on to PM readers or choose a book from home to read.
Reading Comprehension Complete the comprehension activity	Zoom Spelling- Brainstorm words for this week's sound.	Spelling- Segmenting worksheet	Spelling- Activity page	Spelling- Soundwaves Games
Writing- Complete the imaginative writing activities	Writing- Complete the imaginative writing activities	Zoom- Vocabulary Join zoom at 12pm. Vocabulary lesson and activities will be completed on zoom.	History- Complete the worksheet	History- Complete the worksheet
Maths- Complete Worksheet	Maths- Complete Worksheet	Maths- Complete Worksheet	Zoom Maths- Maths will be completed on zoom. Join at 12pm.	Maths- Complete Worksheet
PE Choose an activity from the PE choice board.	Dance/Drama/Music Choose an activity from the dance/drama/music choice board to complete.	Wellbeing Wednesday Complete the wellbeing activities	Technology Choose an activity from the technology choice board to complete.	Art Choose an activity from the art choice board to complete.
Seesaw Activity: Shape hunt	Seesaw Activity: Telling the time- What time is it?	Seesaw Activity: Telling and Illustrating Time	Seesaw Activity: CyberSafety word find	Seesaw Activity: Spot the difference

MONDAY



Monday

Reading Comprehension


Read the information on how to take care of a dog and answer the comprehension questions on the next page.

Taking Care of a Dog


Dogs are great pets to have and they are lots of fun.



A Dog



Baby dogs are called puppies. When they are born, they have lots of brothers and sisters.



Dogs need to run a lot to stay healthy. They need to go for daily walks and play every day. Make sure your dog has a lead so you can keep them safe.



Things a dog will need:

food bowl



water bowl



lead



bed



toy



Questions

1. Tick two things a dog will need.

bed ☐

cage ☐

toy ☐

2. What is a baby dog called?

kitten ☐

chick ☐

puppy ☐

3. What does 'daily' mean?

every second ☐

every day ☐

every year ☐

4. What do dogs **need** on a walk to stay safe?

a ball ☐

a coat ☐

a lead ☐

5. Why do dogs need to run a lot?

to stay healthy ☐

to eat more food ☐

to get to sleep ☐

Monday

Writing

Step 1 :

Watch the video excerpt: Yes, Ms. Trunchbull... Sir! from the movie adaptation of Roald Dahl's Matilda on YouTube.

<https://www.youtube.com/watch?v=P0h9oQu5tU8&t=2s>



Matilda: Yes, Ms. Trunchbull... SIR!

Step 2:

After watching, answer the following questions.

How would you describe what Miss Trunchbull looks like?

How would you describe what type of person Miss Trunchbull is?

How do you think she feels about children? Her job? Her employees?

Monday

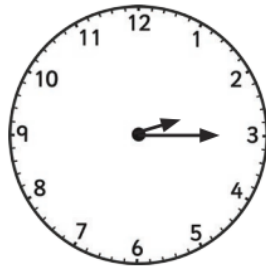
Maths

Tell the Time: Writing the Time

I can correctly tell the time to the minute. (ACMMG062)

Write the time shown on each clock.



























Monday

PE Choice Board

Choose 1 activity to complete each week.

<p><u>The Plank.</u></p> <p>How long can you hold a plank for? Put a timer in front of you. See if you beat your record. Remember you have to keep your back straight. It's tough!</p> 	<p><u>Juggling</u></p> <p>Juggling is a fun skill to learn but does take some practice. This https://youtu.be/dCYDZDlcQ6g is really helpful. Give it a try but remember to focus on your throw because it makes the catch much easier! Have fun!</p>	<p><u>Moonwalk</u></p> <p>Can you do the Moonwalk like MJ? Try this https://youtu.be/eYT48mu-TIc</p> <p>Have a go! It might be easier than you think.</p>
<p><u>Fitness Challenge</u></p> <p>Design a fitness circuit and do a daily challenge to see if you can beat the time.</p> <p>Things to add into the circuit:</p> <ul style="list-style-type: none"> • Skipping • The Plank • Step ups • Running backwards (careful!) 	<p><u>Kicking Skills</u></p> <p>Kick a ball in the park. Use a soccer ball or a football and practice your kicking skills. Keep your eye on the ball and focus on kicking it cleanly. You'd be amazed at how much better you can get with focus and practice!</p>	<p><u>Get Active!</u></p> <p>Go to getactive@home</p> <p>GetActive@Home (nsw.gov.au)</p> <p>There are 17 activities to choose from. This week, Click on:</p> <ul style="list-style-type: none"> - Episodes - Body control - Yrs 3-6 - Skipping <p>The videos are fun and help to keep you motivated!</p>

Tuesday



Tuesday-

Spelling



Unit 29

1. Practice saying the sound “boot”
2. Look at the different ways to make this sound
3. Use the picture on the next page to help you brainstorm words that contain the sound



oo ew ue u_e u



boot



flute



screw



ruler



glue



How many words can you brainstorm with the ‘oo, ew, ue, u_e, u’ sound?

Tuesday

Writing

Step 1: Read the information about descriptive language in imaginative texts from last week.

Descriptive Language in Imaginative Texts

Nouns

A noun is a person, place or thing.

Adjectives


An adjective describes the noun.

Verbs

A verb is a doing word.

Adverbs

An adverb describes the verb.



Imaginative Language - Example

This section of text from *The Gingerbread Man* contains many **nouns**, **adjectives**, **past tense verbs** and **adverbs**.

Soon, the **tiny** **kitchen** **smelled** of **delicious** **gingerbread**. The **sweet** **old** **woman** **opened** the **oven** **door**. All of a sudden, the **tasty** **gingerbread** **man** **jumped** off the **oven** **tray**. He **ran** out of the **door** and down the **long** **street**. With the **old** **woman** running **tiredly** behind, the **gingerbread** **man** **cried**, "You can't catch me, I'm the **gingerbread** **man**!"



Step 2: Read the story below and find the nouns, adjectives, verbs and adverbs. Write them in the box on the next page.

When the lights went out, the candle on the chocolate birthday cake shone brightly. At that moment, all of the guests at Beth's party started to sing. While they were singing the birthday song, Beth smiled at each of her friends. When the song was over, everyone ate cake and talked together. That night, Beth wrote special letters to everyone to thank them for coming to her party.



Nouns

A noun is a person, place or thing.

Adjectives

An adjective describes the noun.

Verbs

A verb is a doing word.

Adverbs

An adverb describes the verb.

Miss Stoddard has started for you. There are still more to find.

Nouns	letters
Adjectives	special
Verbs	shone, smiled
Adverbs	brightly,

Tuesday

Maths

Digital and Analogue Clocks

Match the different ways of representing the same time.

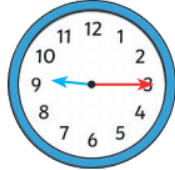
Quarter past nine



Quarter to five



Quarter to twelve



Quarter past six




Quarter to nine



Quarter to seven



Quarter past four







Quarter past twelve



Tuesday

Dance/Drama/Music Choice Board

Complete 1 activity each week

<p>Use Youtube to find your favourite karaoke song. Sing along by yourself or ask a family member to join in the fun.</p> 	<p>Just Dance: Learn a new dance on 'Just Dance' on Youtube.</p> <p>https://www.youtube.com/channel/UCIjW4BWKLqpojTrS_tX0mg</p>	<p>Go Noodle: Type the link into Google and follow along with the Go Noodle dance OR choose your own to dance along to.</p> <p>https://www.youtube.com/watch?v=eSUBuM3pT4E</p>
<p>Write a rap about remote learning. Post to Seesaw if you can!</p> 	<p>Mime: Stand opposite somebody in your household. Take turns mimicking and mirroring their every move.</p> 	<p>Visit website https://www.incredibox.com/demo/</p> <p>Explore texture and rhythm with this fun tool!</p> 

Wednesday



Wednesday

Spelling- Segmenting Worksheet.

Extension students complete the extension words on the next page.

SLW28



oo ew ue u_e u

two

doing

room

moon

blue

true

few

knew

move

use

afternoon

flew

drew

threw

spoon

roof

rule

cube

who's

whose

fruit

beautiful

through

Tuesday

supermarket

Spelling- Extension Words

SXW32



oo ew ue u_e u

[illegible]

Wednesday- Zoom

Vocabulary

This lesson will be completed on zoom.

I Am Sorry

(A poem dedicated to all First Nations Australians)

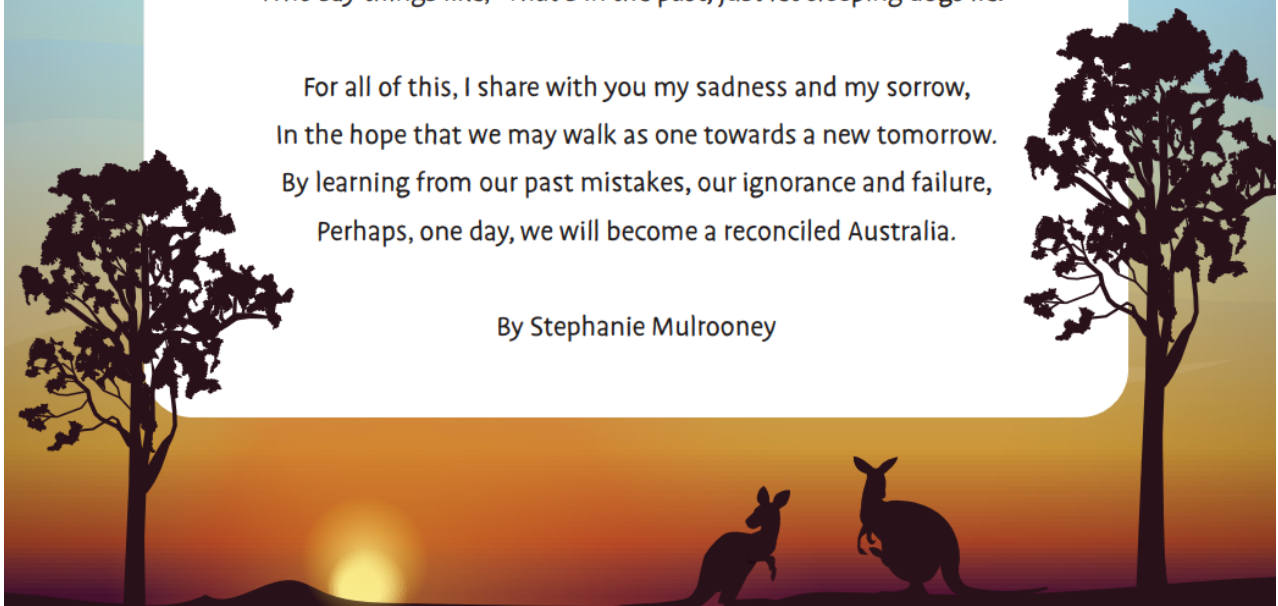
They travelled far across the sea to a strange and distant land,
They claimed your home for a foreign king with a flagpole stuck in sand.
For the failings of my ancestors, I feel compelled to say,
That I am sorry for all they did, and all they took away.

For the ancient tales no longer told, the words no longer spoken,
For the families that were ripped apart, their hearts forever broken,
For the censoring of our history, too shocking to reveal,
For the wounds we have inflicted that we all must strive to heal.

For the struggles and injustices that linger to this day,
For the overwhelming sense of loss that never goes away,
For those who do not understand, and those who fail to try,
Who say things like, "That's in the past, just let sleeping dogs lie."

For all of this, I share with you my sadness and my sorrow,
In the hope that we may walk as one towards a new tomorrow.
By learning from our past mistakes, our ignorance and failure,
Perhaps, one day, we will become a reconciled Australia.

By Stephanie Mulrooney



I Know My Word!

Definition

Visual

Word:

Sentence

Synonym

Antonym

I Know My Word!

Definition

Visual

Word:

Sentence

Synonym

Antonym

Wednesday

Maths

Complete the word problems on the next page

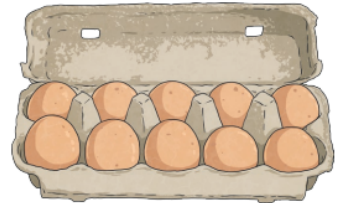
Problem 6

Jude starts watching a movie at quarter past five.
The movie is 1 hour and twenty minutes long.
What time will the film finish?



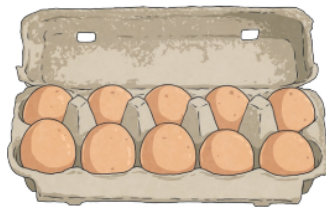
Problem 7

A small egg weighs 33 grams.
How much would 3 small eggs weigh?



Problem 8

A large egg weighs roughly 60 grams.
How much would 4 large eggs weigh?



Problem 9

What three coins could Lola use to make 65c?




Problem 10

Lucas has \$5.
He buys 2 melons at 70c each, 3 bananas at 10c each and 6 apples at 5c each.
How much change does he get?



Problem 11

A bag of potatoes weighs $\frac{1}{2}$ kg.
What would be the weight of 5 bags of potatoes?



Wellbeing Wednesday

Activity

World Kindness Day Cloze


day	kind	kindness	hug	game
important	invites	teacher	card	cook

1. It is _____ to be kind.
2. I can be _____ when I share my toys.
3. I can show _____ when I use kind words.
4. I can be kind when I take turns in a _____.
5. I can be kind when I help Dad _____ dinner.
6. I can be kind when I make a _____ for my teacher.
7. I can be kind when I _____ Mum.
8. My _____ is kind when she congratulates me.
9. My friend is kind when he _____ me to his party.
10. Everyone should be kind every _____!

Draw pictures of you and your friends being kind.



Thursday



Thursday

Spelling

Unit 29



oo ew ue u_e u

boot screw glue flute ruler

List Words

two _____
doing _____
room _____
moon _____
blue _____
true _____
few _____
knew _____
move _____
use _____
afternoon _____
flew _____
drew _____
threw _____
spoon _____
roof _____
rule _____
cube _____
who's _____
whose _____
fruit _____
beautiful _____
through _____
Tuesday _____
supermarket _____

1 Circle the letters that represent oo ew ue u_e u in the List Words.

2 Write any other letters that can represent oo ew ue u_e u on the Grapheme Chart. Write one word example for each.

3 Write one stroke for every sound in each List Word.

4 Write the oo ew ue u_e u words on the boot. Write the oo u words on the book.



moon hook
cook spoon
good room
roof foot



Grapheme Chart

letters	words

5 Circle the words where letters ew, u_e and ue represent yoo.

★ Letters ew, u_e, ue can represent yoo as in screw, flute and glue. Letters ew, u_e, ue can also represent yoo as in new, cube and Tuesday.

drew few new rule cube use blue glue cue
threw knew flew rude tube cute due clue true

6 Unjumble the letters to make ew, u_e and ue words to match the clues.

did throw rewh _____ opposite of old wen _____
did know wenk _____ opposite of many efw _____
a month enuJ _____ a solid shape becu _____
very large geuh _____ save someone csuree _____
a colour belu _____ opposite of false erut _____
use a ruler urle _____ day of the week yuedsTa _____

7 Find a List Word where –

ui represents yoo ew ue u_e u _____

wo represents yoo ew ue u_e u _____

eau represents yoo _____



Thursday

History

Read the following information about how transport has changed over time. Answer the questions on the next page.

Transport - Then and Now

How much do you like walking? In the past that is how most children got from one place to another. If you lived in a city and were only travelling a short way, you might have been able to catch a tram. If you were from a wealthy family, you might have been one of the first families to get a motorcar. For most children getting from one place to another was done using your own two feet.



Nowadays, most families have their own cars. If you don't have a car, there are buses and trains that can take you to most places that you need to go. We even have taxis and ride-sharing services that you can book with a smartphone! Things certainly have changed a lot.

Do you have a bicycle? Imagine if your bicycle looked like this!

This is what bicycles used to look like in the past. I bet it doesn't go as fast as yours goes now!

Nowadays, we use trucks, trains and planes to transport the things that we need like mail, food and supplies. Did you know that in the past, they used horses and carts to pull heavy loads from town to town. Sometimes they even used teams of goats and camels.

In the past, to get from one town to another, you needed to take a stagecoach, pulled by a team of horses.



Stagecoaches were very tall and you had to climb up a ladder to get up to where the passengers sat. They could be dangerous though, as bushrangers often looked for stagecoaches to rob. Bushrangers would steal jewellery and money from the people on board.

Next time you get into a car to drive to school or the shops, think about how easy it is to be able to travel in comfort.

Comprehension Questions

1. How did most children get to school in the past?

2. What can you book with a smartphone nowadays?

3. Describe some of the differences between a bicycle from the past and a modern bicycle.

4. What animals were commonly used to pull carts with heavy loads in the past?

5. Why could it be dangerous to ride by stagecoach?

Thursday - Zoom

Maths

Split Strategy Addition

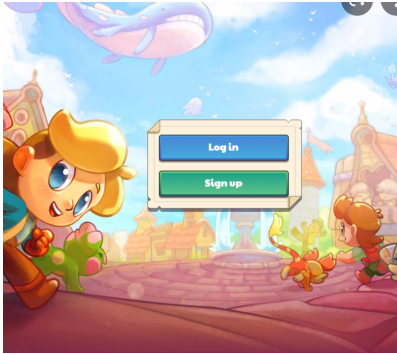
Find the answer to each calculation using the split strategy method.

a) $37 + 21 =$	d) $23 + 33 =$
b) $32 + 36 =$	e) $61 + 11 =$
c) $15 + 43 =$	f) $42 + 44 =$


Thursday

Technology Choice Board

Complete 1 activity each week.

<p><u>Code.org</u></p> <p>Sign in and continue with Code.org http://code.org/</p> <p>Use the same sign in as you did with Mr Q</p>	<p><u>Prodigy</u></p> <p>Log in to your prodigy account and play.</p>  The image shows the Prodigy game login screen. It features a colorful, cartoonish landscape with a pink sky, a blue dragon flying in the air, and a character in a yellow hat and red shirt. In the center, there is a login box with 'Log in' and 'Sign up' buttons. The background shows a castle and other characters in the distance.	<p><u>Song Maker</u></p> <p>Go to Chrome Music Lab (chromeexperiments.com)</p> <p>Then click on Song Maker. This is a great website to explore and experiment with your music and keyboard skills! You'll love it!</p>
<p><u>ABCYA</u></p> <p>Do some painting on ABC-YA www.abcya.com/games/abcya_paint</p> <p>Have Fun!</p>	<p><u>Typing Tournament</u></p> <p>Practice your typing skills on www.typingtournament.com</p> <p>"Ten finger typing is an essential life skill" Challenge yourself today!</p>	<p><u>Cool Maths Games</u></p> <p>Play 'So Much Money' How much money can you collect? www.coolmathgames.com</p> <p><i>This is one of the new games and it's tough so you'll have to focus!</i></p>

Friday



Friday

Spelling

*Complete the games on soundwaves.
Remember we are on the boot icon this week.*



Unit 29

● ● ● INTERACTIVE GAMES AND ACTIVITIES ● ● ●



Grapheme Sort



Unjumbler



Grapheme Trek

Friday

History

Read the information about how school has changed over time and answer the questions.

School - Then and Now



Schools have changed a lot from the way they used to be in the past. If you think about a week at your school, what are the different subjects that you are likely to learn about? Reading, writing, maths, art, PE, music and heaps more? In the past, students learnt about these subjects too, but they also focussed on specific skills, like mending, sewing, book making, how to repair boots and lots of other things to help with everyday life.

Do you think you could mend a pair of boots, or would your teacher know how to teach you how to do it?

In the past, uniforms were very uncomfortable compared to how they are now. Girls wore petticoats under long dresses or skirts and aprons over the top. Boys wore thick woollen jackets and pants. Lots of kids even went to school barefoot. Kids in the past didn't have heaps of different clothes like kids today have. They may have had only one everyday set of clothes and one good set of clothes to wear to church or on special occasions.

What do you think of your school uniform?

Do you like the style or do you wish it was different?



Playgrounds certainly have changed a lot over the years. Nowadays there are a lot of rules about playgrounds, how they are built and the materials that are used to build them. There are even rules about what has to be on the ground to make it a soft landing if kids fall off. In the past, there weren't any rules like this. Monkey bars and slides were huge and kids of all ages were allowed to play and climb together.



School really has changed. Which time period would you prefer to be going to school?

Comprehension Questions for 'School - Then and Now'

1. What are some different school subjects that were studied in the past?

2. What did boys wear to school in the past?

3. How many sets of clothes did kids used to have?

4. How is that different from the clothes you have nowadays?

5. How have the rules for playgrounds changed?


6. What can you see in the images that is different from school as you know it today? _____

Friday

Maths


Complete the word problems in the space under each group of questions.

If you have 67 slices of pizza and 15 slices are eaten, how many slices would you have left?



twinkl.co.uk

If you have 72 rubber ducks and are given another 17, how many rubber ducks would you have?



twinkl.co.uk

If you have 100 flowers and give 34 of them away, how many would you have left?



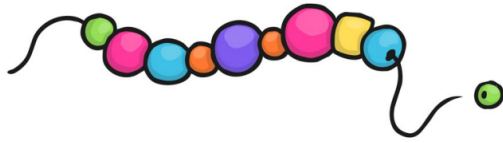
twinkl.co.uk

If you invite 53 people to a party and 24 of them say they can't come, how many people will be at the party?




twinkl.co.uk

If you find 49 wooden beads under the sofa and then find another 50 in a box, how many beads would you have?



twinkl.co.uk

If you count 85 ladybirds in your garden and 21 fly away, how many ladybirds would be left?



twinkl.co.uk

If you have 47 coins and you find another 13 in your pocket, how many coins would you have?



twinkl.co.uk

If you have 57 gobstoppers and eat 18 of them, how many would you have left?



twinkl.co.uk

Friday

Art Choice Board

Complete 1 activity each week

Research an artist of your choice from the website below. Create a short slide show including facts and images of their artwork OR recreate one of their artworks.


<https://www.coolkidfacts.com/famous-artists/>



Make up a new type of chocolate bar or lolly. Design its packaging including its name and logo. Colour in your design.



Create your own funny portrait. Google and print then cut and paste facial features or draw them yourself to create a unique face. You could even cut out facial features from magazines to create your hilarious face.



Youtube directed draw:
Visit 'Art Hub for Kids' on Youtube. Pick a video of your choice and draw along.

<https://www.youtube.com/channel/UC5XMF3Inoi8R9nSI8ChOsdQ>

Draw a picture of what you love most about yourself!



Create a comic strip that shows 'A Day in the Life of Remote Learning.'

