

# **BELLAMBI PUBLIC SCHOOL**

## **Stage 3 Year 6 Oak**

### **LEARNING FROM HOME PACKAGE**

#### **Term 4 - Week 3**

For assistance:

- Contact school via phone: 4284 8666 or email: [bellambi-p.school@det.nsw.edu.au](mailto:bellambi-p.school@det.nsw.edu.au)
- Seesaw message (teachers available to respond between 9:00am - 1:30pm)


Teachers will keep in touch via:

- Seesaw updates
- Facebook updates
- Phone call (these calls may come through on a private/no caller ID number)

The worksheets follow the timetable.

Daily learning up to and no more than 2 hours per day plus additional time for physical activity.

# Year 6 Oak Remote Learning Classroom



Welcome to our online remote learning pack. The activities to be completed each day will be shown on the following slides. The activities include links to videos, articles and websites or questions to answer. At times you may be asked to use paper to solve questions or to write your answers in the space provided on the google slides (below the activity).

At the end of the week you will turn in your work to be marked by me. If you have any questions feel free to send me a message on SeeSaw or I will check in Via Zoom on specific days.





# Year 6 Oak Zoom

Scheduled times for week 7 Zoom with your teacher are

6 Oak	NEW CODE 690 6175 9373	NEW CODE 234692	Tuesday 11:45 -12:45pm. Wednesday 11:45 - 12:45 With Mr Filippi. Thursday 11:45- 12:45pm
-------	---------------------------	--------------------	--

## ZOOM CLASSROOM

RULES AND EXPECTATIONS

**BE ON TIME**



**SHOW  
RESPECT AND  
LISTEN TO THE  
SPEAKER**



**SIT STILL AND  
DON'T BE SILLY**



Remember you're on camera.

**STAY ON MUTE  
OR BE SILENT  
UNTIL IT IS  
YOUR TURN TO  
TALK**



**PUT YOUR  
HAND UP TO  
SPEAK**



**FIND A QUIET  
SPOT WITH NO  
DISTRACTIONS**




**ALWAYS TRY  
YOUR BEST**

Learning on Zoom is new  
for all of us. Have a  
Growth Mindset!!

**DON'T  
GIVE UP**

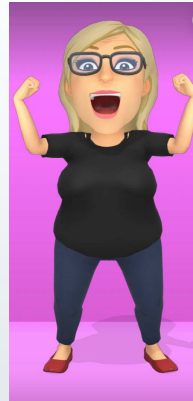

# ALTERNATIVE ACTIVITIES

IN THE TABLE BELOW PLEASE WRITE DOWN ANY OTHER ACTIVITIES YOU HAVE DONE AT HOME. ACTIVITIES LIKE WALKING ON THE BEACH, HELPING WITH THE WASHING UP, COOKING DINNER, CLEANING YOUR ROOM ETC. WE WANT TO KNOW HOW YOU ARE USING YOUR BRAIN IN OTHER WAYS.

 Day	List other activities you have done
Monday	
Tuesday	
Wednesday	
Thursday	
Friday	

# LOOKING FOR LEISA!

Forget about Where's Wally we have looking for Leisa! How many mini Mrs Roche's can you find hidden in your slides?



Put you answer here –  
I found this many:





# TIMETABLE

## Year 5 Wattle & Year 6 Oak Term 4 Week 2 Learning Program

Daily learning up to and no more than 2hrs per day + additional time for sports and physical activities, games.

If you have any questions, teachers are available between 9:30 and 2:55pm via phone on 4284 8666

**Soundwaves Year 5: toss719**

**Soundwaves Year 6: sold772**

Week 2	Monday 18/10/21	Tuesday 19/10/21 <b>ZOOM</b>	Wednesday 20/10/2021 <b>ZOOM</b>	Thursday 21/10/2021	Friday 22/10/2021
Activity 1	Spelling - Unit 33  Reading  Literacy Activities  Writing	Building Vocab  Reading  Literacy Activities  Writing vocab activity	Reading  Spelling  Literacy Activities  Writing	Reading  Literacy Activities  Writing	Spelling - Unit 33  Reading  Literacy Activities  Journal Writing
Activity 2	Maths	Maths	Maths	Maths	Maths
Activity 3	PDHPE	History	Choice Board Choose 2 activities to complete from the choice board.	BTN	Choice Board Choose 2 activities to complete from the choice board.



### Daily Notices

Hi everyone,

Welcome to online learning for week 3. Carefully read the instructions of what each activities asks.

If you feel confused do not give up, take a break and come back to it. Remember the **Power of Yet**.

# 2021 YEAR BOOK

In Google classroom you will find your Yearbook activities posted here

You need to be checking your Google Classroom and See Saw regularly for any updates. .

You need to be self motivated to seek out these tasks. You are almost in high school. Now is the time to have a mature organised approach to your responsibilities.

*You will not be spoon fed by your teachers in high school.*

The screenshot shows a Google Classroom interface. On the left is a sidebar with a list of topics: 'All topics', 'Year Book Awesom...', 'Google Classroom ..', 'Learning From Home', 'Quick Quote Write', 'Science', 'Public Speaking Co...', 'WONDER', 'Geography', 'Art', 'BTN', 'Mathematics', and 'Spelling and Literacy'. The 'Year Book Awesom...' item is highlighted with a yellow circle. An arrow points from the text 'In Google classroom you will find your Yearbook activities posted here' to this circle. The main area displays an assignment titled 'Year Book Awesome Oak 2021' by Leisa Roche, posted yesterday. It includes instructions for a 'YEARBOOK ENTRY' and a checklist of requirements. On the right side of the assignment card, there are two large numbers: '0' for 'Turned in' and '21' for 'Assigned'.

Year Book Awesome Oak 2021

Leisa Roche posted a new assignment: My Year Book Entry!

Posted Yesterday

Things that need to be considered are the text type and how it may be structured.

- \*Sentence and grammar choices.
- \*What vocabulary to include.
- \*What words to spell correctly.
- \*What punctuation to add.

**YEARBOOK ENTRY** - writing an informative entertaining piece about you and your experiences. Sharing funny stories and great memories.

You must have a heading, introduction, a body, and a conclusion- in paragraphs.

- ☐ Introduction: Explain the following topics in one introductory paragraph:
- ☐ Your name and when and where you were born
- ☐ Where you have lived
- ☐ One fun fact about yourself

Writing something that people enjoy reading takes a lot of practice. These individual moments will give your yearbook stories more context and emotion.

Your written yearbook stories put memories in context. They tie your writing together. They make readers want to spend more time on your page. They make readers revisit your yearbook over time.

#1: **Power Up Your Headline**

A strong headline can make or break your yearbook story.

0 Turned in | 21 Assigned

# KIDS CREATING SPACE DANCE SESSIONS

This is optional for years 5 and 6 if you like to join.

When: Monday

Time: 10:25 – 10:55 am

Meeting ID:  
677 3431 5043

Passcode: 341615







# GOOD MORNING

Monday 18/10/21

Please read through your slides carefully!



# SPELLING UNIT 33

Student login for Soundwaves activities : sold772

1. Read and write out your spelling words.
2. Choose 5 words and find the meaning of them. Now use the spelling words in a sentence in your own words to show your understanding.



oy	boy
oi	coin
uoy	buoy



eer	deer	e	cereal
ear	ear	ir	souvenir
ere	here	ea	weary
ier	fierce	eo	theory

# SPELLING LIST

spoil  
exploit  
oyster

ointment  
voyager  
poisonous

boisterous  
annoyance  
turquoise

moisturise  
unavoidable  
buoyancy

career  
sincerely  
persevere  
theatre

fiercest  
material  
souvenir

volunteer  
interior  
superior

auctioneer  
chandelier  
inexperienced



# SPELLING LIST

Type your spelling here



# READING

**Everyday** you are to:

Read a book of your choice for at least 25 mins.

Remember you have access to the school's  
E library as well. Then complete the set reading  
activities for each day.





# Reading & Listening: Justin Bieber – Let Me Love You

Listen to the song and use the Song lyrics found [here](#) to answer the questions below:



1. What does the metaphor 'smoke and mirrors' mean? Describe in 2 sentences
2. What does the idiom 'on a knife edge' mean? Describe in 2 sentences & use it in your own sentence
3. What does Justin mean by using the lyrics 'going through the darkest of days'?
4. What do you think this song is about? Write its meaning in 2–3 sentences In your own words

## SENTENCE STRUCTURE— HIGHLIGHT THE CORRECT ANSWER

1. Which of the following is NOT an example of a compound sentence?
- ❖ I love most fruits, but I don't like oranges.
  - ❖ Eli and Melissa are coming to my house tomorrow.
  - ❖ My teacher is so kind, and he is funny as well.
  - ❖ I'm playing rugby early in the morning, so I'm going to bed early tonight.

2. Which sentence combines these two sentences correctly?  
Frankie is scared of the dark. He likes to sleep with a night-light.
- ❖ Frankie, that is scared of the dark, likes to sleep with a night-light.
  - ❖ Frankie, that likes to sleep with a night-light, is scared of the dark.
  - ❖ Frankie, who is scared of the dark, likes to sleep with a night-light.
  - ❖ Frankie is scared of the dark, who likes to sleep with a night-light.

## SENTENCE STRUCTURE— HIGHLIGHT THE CORRECT ANSWER

3. Which part of this sentence can be a correct sentence on its own?

Before school, I make my bed so that it is neat and tidy when I get home.

- ❖ Before school
- ❖ I make my bed
- ❖ so that it is neat and tidy
- ❖ when I get home

4. Which underlined word could be left out of this sentence without changing its meaning? Weekends are simply perfect for relaxing with your family.

- ❖ Weekends
- ❖ simply
- ❖ relaxing
- ❖ with



# WRITING – SENTENCE STARTER CREATIVE WRITING!


Using the sentence starter provide you need to write a short story. Remember your story must include a complication (problem) and a resolution (how the problem is solved. Don't forget to use paragraphs to sequence your events, your punctuation and read your work to make sure it makes sense.

*As I entered the room I noticed a box jumping up and down on the table. There was no doubt about it, something inside the box was alive....*





# WRITING - SENTENCE STARTER CREATIVE WRITING!





# SOMETHING TO THINK ABOUT!



Watch the video of this 9 year old boy and answer the questions below.



1. What do you think of his perspective?
2. Do you agree or disagree?
3. How do you feel important?
4. Do you have the power to inspire others?
5. Do you think the way you think and now will impact you in 20 year time?



# MATHS

## 1. Daily Challenge 10 questions.

Complete the 10 daily challenge questions on the [next slide](#). Set yourself a 10 minute timer and see what you can get through. If you need to use paper to help solve questions that's okay. *Remember they are meant to make your brain sweat... it is okay to make mistakes and get stuck!*

## 2. Fractions – Revision

A fraction is a part of a whole. It is that simple!

The top number is called the **numerator**. This tells you how many pieces of the whole you have.

The bottom number is called the **denominator**. This tells you how many pieces make up the whole.


## 3. Adding Like Fractions

- Fractions are alike if their denominators are the same.
- To add like fractions, follow these steps:
  1. Add the numerators together..
  2. Keep the denominator the same
  3. Place the answer above the denominator.

Add the  
numerators

$$\frac{3}{6} + \frac{2}{6} = \frac{5}{6}$$

Do not add the  
denominators



one piece out of three

1 ← numerator

3 ← denominator

[WATCH THE VIDEO ON THIS LINK TO SEE HOW TO ADD FRACTIONS WITH THE SAME DENOMINATOR.](#)

*Examples and activity are on the following slides.*



## ACTIVITY: ADDING LIKE FRACTIONS

Complete the following questions by typing your answers in the **blue text box**. I have completed the first answer as an example of how it should look.

$$1) \quad \frac{5}{8} + \frac{1}{8} = \boxed{6/8}$$

$$2) \quad \frac{7}{15} + \frac{6}{15} = \boxed{\phantom{000}}$$

$$3) \quad \frac{12}{20} + \frac{5}{20} = \boxed{\phantom{000}}$$

$$4) \quad \frac{3}{5} + \frac{4}{5} = \boxed{\phantom{000}}$$

$$5) \quad \frac{12}{15} + \frac{9}{15} = \boxed{\phantom{000}}$$

$$6) \quad \frac{5}{12} + \frac{11}{12} = \boxed{\phantom{000}}$$

$$7) \quad \frac{14}{25} + \frac{12}{25} = \boxed{\phantom{000}}$$

$$8) \quad \frac{3}{10} + \frac{9}{10} = \boxed{\phantom{000}}$$

# DAILY MATHS CHALLENGE

1. Product of 17 and 4 =
2. Divide 77 by 7 =
3. What is a quarter of 20000?
4. If 1 cake costs 55c how many for 20?
5. How many 50c coins in \$8.50?
6. 120 000 minus 10 000 =
7. Name the eighth month of the year.
8.  $8.9 - 3.5 =$
9.  $49 + ? = 80$
10.  $2000 + 9000 + 5000 =$



# DAILY MATHS CHALLENGE ANSWERS

- 1.
- 2.
- 3.
- 4.
- 5.
- 6.
- 7.
- 8.
- 9.
- 10.





# PDHPE: DRUG EDUCATION- SMOKING

## Tobacco and the Body

**Tobacco contains many chemicals that can harm the human body.** Nicotine is found in all tobacco products, including cigarettes and chewing tobacco, as well as in electronic cigarettes. This chemical travels through the bloodstream to all parts of the body and is addictive. In addition, the smoke from a lit cigarette or cigar contains more than 7,000 chemicals. Study the diagram below to see the effects on the body.

Read the information on the effects of smoking found on the next page and answer the questions.



# PDHPE: DRUG EDUCATION- SMOKING

**Ears:** Children who are exposed to secondhand smoke have more ear infections. Germs get into the pocket of air behind the eardrum. That causes fluid to build up in the pocket, which leads to pain.

**Lungs:** The chemicals in smoke enter the pathways in the lungs where oxygen from the air is absorbed into the body. The poisonous chemicals damage the lungs' cilia—fine hairs that help remove dirt from the air. The damage can make it more difficult to breathe and cause a permanent cough. Children who breathe in smoke are more likely to get illnesses such as pneumonia and bronchitis. The chemicals can also damage cells in the lungs and cause cancer.

**Tongue:** Your tongue is covered in taste buds. These cells detect the flavors in food. Using tobacco products can damage the taste buds. People who smoke may not be able to taste as well as nonsmokers. Exposure to the chemicals from the use of other tobacco products can also cause cancer of the tongue and mouth.

**Brain:** Nicotine can reach the brain within seconds after a person smokes or uses tobacco. The chemical changes the way signals in the brain are processed. It can make people feel more alert or feel a sense of pleasure. But nicotine is addictive. When the effects of nicotine wear off, people feel a strong need to get more. That's why it can be very difficult to stop smoking once you start.

**Blood and Heart:** Chemicals in tobacco smoke can change the way your blood flows. They also damage the vessels that carry blood through your body. These changes can cause your heart to beat harder and faster. That can increase a person's risk of a heart attack.

# PDHPE: DRUG EDUCATION- SMOKING

Questions:

1. What chemical makes it difficult to stop smoking once a person has started? Explain how.
2. Name at least three effects of breathing in tobacco smoke.
3. Explain why children who are around tobacco smoke may get sick with breathing illnesses.

Answers:


1.

2.

3.

Want some more information? Have a read of : [Kids News: Victorian health organisations plan to make Victoria smoke free by 2025 | KidsNews](#)





# GOOD MORNING

## Tuesday 19/10/21

Please read through your slides carefully!

### It's ZOOM DAY!

Time: 11:45 –12:45 pm





Meeting ID 690 6175 9373      Passcode 234692

Remember to log on to Zoom to see your teacher and friends. Be prepared – write down any questions you have for your teacher!





# How STRONG IS YOUR VOCABULARY?

WHO	NEW WORD	Where did you hear it or see it?	What do you think it means?	What does it actually mean?	Can you say it in a sentence?	Have you used it in a conversation?
Mrs Roche	ostentatious (adjective)	TV	Name of a comedian who had a hit in the 80's	Showy or pretentious someone who likes to splash the cash to impress people.		
Mr Eastwood	phlegmatic (adjective)	Book	No idea.	Unemotional.		





## How STRONG IS YOUR VOCABULARY?

Have a conversation with a family member about this. What new vocab did they learn this week?  
Please share with us.

NEW WORD	Where did you hear it or see it?	What do you think it means?	What does it actually mean?	Can you say it in a sentence?	Have you used it in a conversation?

# READING COMPREHENSION

## FIRST NATIONS AUSTRALIANS WHO INFLUENCED THE COMMUNITY

Read the text about Archie Roach

Answer the questions on the following slides using 2-3  
sentence responses when asked.



Click the video to watch Archie Roach and his friends sing his famous song  
'Took the Children Away'



# ARCHIE ROACH

## Singer-Songwriter, Stolen Generations Activist

Archie Roach was born on 8 January 1956 in Mooroopna, Victoria. He lived on the Framlingham Aboriginal mission with his mother, a Gunditjmara woman, and his father a Bundjalung man. When he was four, Archie and his sisters were removed from their family and taken to an orphanage. Children who were forcibly removed in this way are now known as the 'Stolen Generations'.

Archie spent time in several foster homes. While living in foster care, he learned how to play the keyboard and the guitar. At the age of fifteen, Archie found out (via his natural sister) that his mother had passed away. He lived the next fourteen years of his life on the streets, struggling to come to terms with his traumatic past.

During this time, Roach met Ruby Hunter. Ruby was a musician who had also been stolen from her parents. The two connected and began their journey of healing through music. They eventually married and had children of their own.

Archie used music to express the pain associated with being a child of the Stolen Generations. In 1990, he released his debut album, *Charcoal Lane*. His well-known song, *Took the Children Away*, resonated with many Australians.

In 2013, Roach won an award for a Lifetime Contribution to the Healing of the Stolen Generations. In 2020, he was inducted into the ARIA (Australian Recording Industry Association) Hall of Fame. Archie continues to advocate for members of the Stolen Generations and is regarded as one of Australia's most beloved, respected and admired Aboriginal musicians.

# READING COMPREHENSION –ARCHIE ROACH

Answer the questions on the using 2–3 sentence responses in the space provided



1. What makes Archie Roach a significant First Nations Australian?
2. List any important achievements and/or awards Archie Roach received.
3. Explain how Archie Roach has had a positive impact on the community.
4. Significant First Nations Australians are often seen as role models for young people in the community. Who might be inspired by Archie Roach? Explain why.

# LITERACY ACTIVITIES


USING THE HIGHLIGHT TOOL, HIGHLIGHT THE CORRECT ANSWER.

1. Which word completes this sentence correctly? Next holidays, Jessica and her family going to Disneyland.

- were
- is
- was
- are

2. Which sentence is grammatically correct?

- Every morning, I packs my lunch and hat into my school bag.
- When my dad gets home from work, our dog always greet him at the door.
- I love all kinds of ice cream flavours, but strawberry is my favourite.
- Stephanie and Louise travels to school by bus each day.



# LITERACY ACTIVITIES

USING THE HIGHLIGHT TOOL, HIGHLIGHT THE CORRECT ANSWER.

3. Which sentence is written in the past tense?

- I go to the dentist every six months for a check-up.
- My dog is snoring very loudly.
- I wish we had a treehouse in our backyard.
- Our car was badly damaged in the hailstorm.

4. Which sentence is grammatically correct?

- I live in a warm climate where it does not snow.
- I would love to have a opportunity to play in snow one day.
- It would be so fun to go riding down a snowy slope on an toboggan!
- Playing in the snow would be a awesome experience.





## OUTRAGE – FIERCE ANGER OR SHOCK

Did you know that It is really important we learn to recognise and control our thoughts? Our thoughts lead to actions. Self emotional regulation is very important.

What do you understand about outrage? Have you ever felt outrage? What happened? How did you handle the situation?

## Past tense : Outraged!

*The public were outraged at the situation.*

**Outrageous** : shocking bad or excessive. Can also be used in the context of bold.  
*Eg Her costume was outrageous!*





# MATHS

## 1. Daily Challenge 10 questions.

Complete the 10 daily challenge questions on the [next slide](#). Set yourself a 10 minute timer and see what you can get through. If you need to use paper to help solve questions that's okay. Remember they are meant to make your brain sweat... it is okay to make mistakes and get stuck!

## 2. Revision – adding and subtracting like fractions

- Fractions are alike if their denominators are the same.
- To add or subtract like fractions, follow these steps:
  1. Add or subtract the numerators.
  2. Keep the denominator the same
  3. Place the answer above the denominator.

Examples are shown below of addition and subtraction of like fractions.

Add the numerators →  $\frac{3}{6} + \frac{2}{6} = \frac{5}{6}$  ← Do not add the denominators

**Add Fractions  
with Common  
Denominators**

$$\frac{2}{5} + \frac{1}{5} = ?$$



**Subtract Fractions  
with Common  
Denominators**

$$\frac{6}{7} - \frac{4}{7} = ?$$



Subtract the numerators →  $\frac{6}{8} - \frac{2}{8} = \frac{4}{8}$  ← Do not subtract the denominators

$\frac{4}{8} = \frac{1}{2}$  ← Simplify the fraction

## Adding and Subtracting like Fractions

$$\frac{13}{20} - \frac{6}{20} = \boxed{\phantom{000}/20}$$

$$\frac{7}{20} + \frac{6}{20} = \boxed{\phantom{000}}$$

$$\frac{3}{14} + \frac{8}{14} = \boxed{\phantom{000}}$$

$$\frac{5}{16} + \frac{6}{16} = \boxed{\phantom{000}}$$

$$\frac{4}{11} + \frac{5}{11} = \boxed{\phantom{000}}$$

$$\frac{8}{15} - \frac{6}{15} = \boxed{\phantom{000}}$$

$$\frac{17}{20} - \frac{14}{20} = \boxed{\phantom{000}}$$

$$\frac{21}{30} - \frac{8}{30} = \boxed{\phantom{000}}$$

# DAILY MATHS CHALLENGE

1. Divide 72 by 6
2. Order decimals from smallest to largest 0.01 0.11 0.10 1.01 1.00
3. Write the number nine hundred and fifty-one thousand
4. How many grams in 7.5kilograms?
5. How many sides does a pentagon have?
6. What is 25% of 800?
7. Double 6.75
8. Multiply 200 by 7
9.  $30 \times 5 =$
10. What is the difference between 92 and 104?



# DAILY MATHS CHALLENGE ANSWERS

- 1.
- 2.
- 3.
- 4.
- 5.
- 6.
- 7.
- 8.
- 9.
- 10.



## WEEK 3 HISTORY

# Aboriginal and Torres Strait Islander People Rights

### Focus Question

What rights did Aboriginal and Torres Strait Islander Peoples have in the 20th Century?

### Learning Intention

Students will be able to:

- Examine the development of Human Rights and the Citizenship Rights of Aboriginal and Torres Strait Islander Peoples.
- Investigate the significance of the 1967 Referendum and the Mabo Decision.
- Reflect on learning to summarise an issue and predict the possible effects.
- Examine different viewpoints on actions and events in the past.



## WEEK 3 HISTORY

This [sound clip](#) is a primary source as it is a jingle played on the radio at the time of the 1967 Referendum.

What do you think the 1967 Referendum was about?





## WEEK 3 HISTORY

Today we expect all Australians to have equal Human Rights. The Universal Declaration of Human Rights lists thirty different rights. What you consider to be the most important Human Rights depends largely on where you live, for example; in the USA, almost 50% of the population believes that the right to own a gun is an important Human Right whereas in European countries only about 6% of the population believes this to be important. Europeans ranked the right to vote as the most important Human Right.

Of these ten Human Rights which do you consider to be the most important? Rank them in order from 1–10 by putting a number after them.

- The right to be born free and equal -
- The right to have freedom from discrimination -
- The right to an education -
- The right to vote in government elections -
- The right to free movement and to choose where you live -
- The right to health care, housing and social security -
- The right to own property -
- The right to work and be paid fairly -
- The right to an adequate living standard -
- The right for families to be protected by society and the state -



## WEEK 3 HISTORY

Watch the [video](#) about Aboriginal and Torres Strait Islander People Rights in Australia.

1. Rewatch the first three minutes of the video. What was life like for Aboriginal and Torres Strait Islander peoples in the 1960s?
2. Draw a line through each of the Human Rights listed on the previous slide that were denied to Aboriginal and Torres Strait Islander peoples before the 1967 referendum.
3. Now [click on this link to](#) select the the human right you thought was most important and share your opinion. We will see what the class thought on tomorrows zoom.



## WEEK 3 HISTORY

Look at the image of the [news paper photo](#) (use this link to make it bigger).

1. This photo was taken in 1934–1935. What conclusions could you make about people's attitudes to Aboriginal children during that time? Write them below.



People's attitude of the time	What makes you say that?



# GOOD MORNING

Wednesday 20/10/21

Please read through your slides carefully!

ITS ZOOM DAY!



Time: 11:45 –12:45 pm

Meeting ID 690 6175 9373      Passcode 234692

Remember to log on to Zoom to see your teacher and friends. Be prepared – write down any questions you have for your teacher!

# READING & LISTENING – SQUIZ KIDS

SQUIZ

Tune into the latest Squiz Kids Podcast episode for Monday 20/10 found in the link below.  
<https://www.squizkids.com.au/podcast/>

Listen to the podcast episode and complete the following activities

1. Select two topics to summarise using the following guides:

- What was the story about?

- List 3 interesting facts?

- List 1 thing you learned that you did not know.

# SPELLING UNIT 33

Student login for Soundwaves activities : sold772

1. Write as many synonyms as you can think of using some of your list words on a new slide.
2. Choose 5 words from your list and think of as many rhyming words as you can for those words.



oy	boy
oi	coin
uoy	buoy



eer	deer	e	cereal
ear	ear	ir	souvenir
ere	here	ea	weary
ier	fierce	eo	theory





# LITERACY ACTIVITIES



USING THE HIGHLIGHT TOOL, HIGHLIGHT THE CORRECT ANSWER.



1. Which sentence uses the apostrophe of contraction correctly?

- ★ ca'nt
- ★ would'nt
- ★ your'e
- ★ they're

3. Which sentence is punctuated correctly?

- ★ This year, I would like to learn how to play chess, tennis and the piano.
- ★ This year, I would like to learn how to play chess tennis and the piano.
- ★ This year I would like to learn how to play chess, tennis and the piano.
- ★ This year I would like, to learn how to play chess, tennis and the piano.

2. Which sentence uses quotation marks correctly?

- ★ "September is the best month of the year," Gillian said happily.
- ★ September is the best month of the year, "Gillian said happily".
- ★ "September is the best month of the year, Gillian said happily."
- ★ "September is the best month of the year", Gillian said happily.




# WRITING – TELL US ALL ABOUT IT!

- You need to write at least 1 paragraph in explicit detail on the topic given below.
- You need to ensure you use precise and interesting descriptive vocabulary – remember it is likely your reader will know nothing about what you are writing about.
- It is essential that you have correct grammar and punctuation. Re read your writing and triple check it. *The more we practice writing the better we get at it!! Writing is a very important skill for high school!*

Who or what do you have a special bond with?



# MATHS




## 1. Word problems

Complete the math word problems on the following slide.

## 2. Brain Teasers !!!

Complete the brain teasers found on the following slides!!

How many cubes are **missing** to build a full cube?



A) 18


B) 20

C) 24

D) 22

Answer:

# BRAIN TEASERS!



Answer:

Ashley has 1200 songs on his laptop. The average song is 3 minutes in length.



How many minutes of music does Ashley have?

How many hours of music does Ashley have?

# MATHS WORD PROBLEMS

1. There is a group of 10 people who are ordering pizza. If each person gets 2 slices and each pizza has 4 slices, how many pizzas should they order?
2. There are 235 books in a library. On Monday, 123 books are taken out. On Tuesday, 56 books are brought back. How many books are there now?
3. Andy was going on an 3.5 kilometre bushwalk. He needs 1.2 litres of water for every 1.4 kilometres he walks. He only has 500 mL water bottles. How many water bottles will he need to take to make sure he has enough water for his walk?
4. Charlie needs to travel to his Grandmother's house 275 kilometres away. He leaves at 1.15pm and travels 55 kilometres per hour. Will Charlie make it to his Grandmother's house by 6pm?



# MATHS WORD PROBLEMS ANSWERS

- 1.
- 2.
- 3.
- 4.





# SPEED TIMES TABLES

Practice here [Time tables speed test](#). Then put on a timer and complete the questions below  
record your time and score here – Time:                      Score:    / 15

1.  $8 \times 12 =$
2.  $4 \times 5 =$
3.  $6 \times 6 =$
4.  $7 \times 4 =$
5.  $9 \times 5 =$

1.  $3 \times 11 =$
2.  $4 \times 6 =$
3.  $8 \times 6 =$
4.  $9 \times 4 =$
5.  $7 \times 5 =$

1.  $4 \times 10 =$
2.  $7 \times 6 =$
3.  $8 \times 7 =$
4.  $5 \times 12 =$
5.  $9 \times 6 =$



# CHOICE BOARD

Complete at least 2 activities from this weeks choice board.  
Don't forget to highlight the activities you complete.





# GOOD MORNING

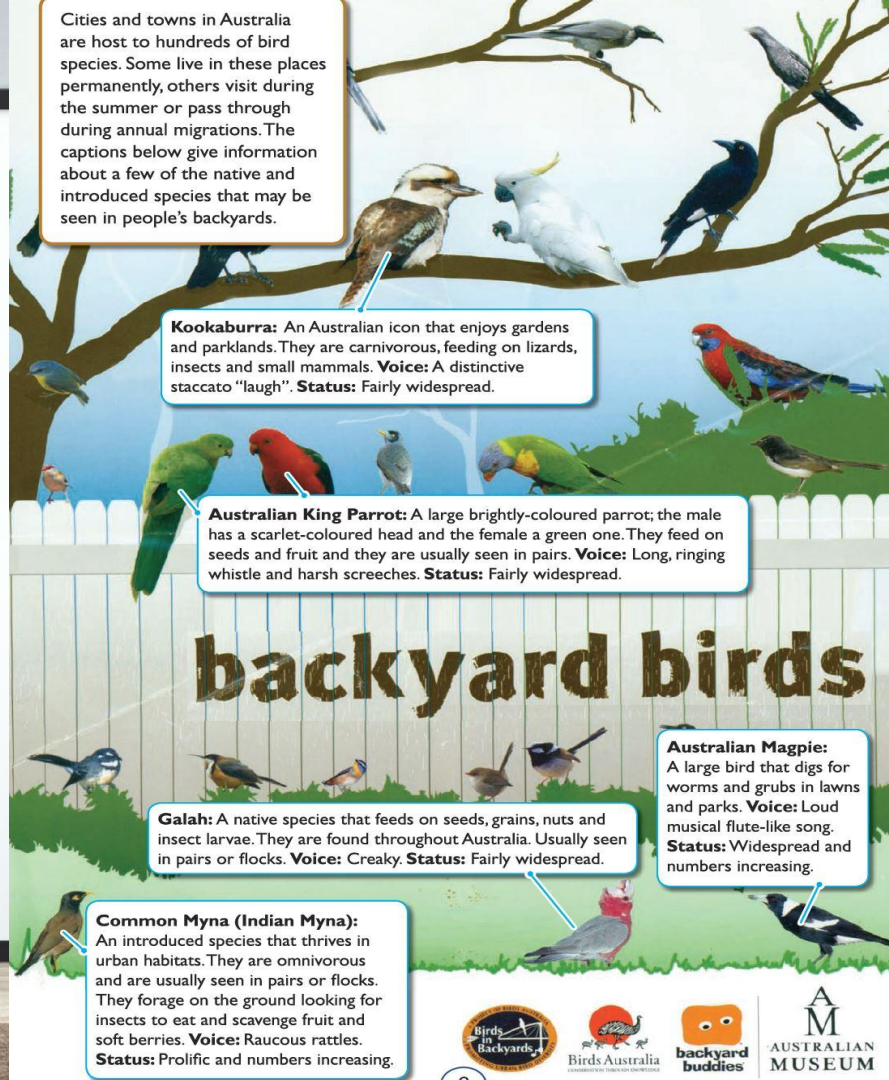
## Thursday 21/10/21

Please read through your slides carefully!

NO Zoom Today!



Read Backyard birds and answer the questions on the next slide by highlighting the correct answer.





1. This text is about birds that

- ☐ are native to Australia.
- ☐ may be seen in Australian backyards.
- ☐ migrate to all cities and towns in Australia.
- ☐ live only in people's backyards in Australia.

2. *Some live in these places permanently, others visit during the summer ...* The word *others* refers to

- ☐ birds.
- ☐ cities.
- ☐ places.
- ☐ people.



3. Why are two Australian King Parrots pictured?

- ☐ to describe the colours
- ☐ to show they are king-sized
- ☐ to show that they are always found in pairs
- ☐ to illustrate the differences between the male and female

4. In this text the sub-heading Status gives information about

- ☐ bird migration.
- ☐ bird popularity.
- ☐ bird populations.
- ☐ bird characteristics.

5. Which bird's voice sounds like a whistle?

- Galah
- Common Myna
- Australian Magpie
- Australian King Parrot





## LITERACY ACTIVITIES

USING THE HIGHLIGHT TOOL, HIGHLIGHT THE CORRECT ANSWER.

1. I wish I knew what to \_\_\_\_\_ my brother for his birthday.

- by
- buy
- bye

3. To get to the supermarket, you need to turn \_\_\_\_\_ at the next intersection.

- right
- write
- rite.

2. No one in my family knows \_\_\_\_\_ I hide my secret diary.

- wear
- we're
- where


4. Last week, my sister and I \_\_\_\_\_ our bikes to school every day.

- road
- rode
- rowed



On the next slide rewrite the sentences using the correct punctuation. Here is a clue missing is – capital letters, full stops, questions marks, exclamation marks, commas and speech marks.

1. can i borrow your beanie scarf and gloves to go to the snow asked elsie.
2. i love chocolate milkshakes audrey screamed excitedly
3. toms pet snail didn't like eating lettuce leaves as it preferred sausages
4. before leaving home i fed my cat and closed the door
5. why cant we go there complained riley



Writing sentence with the correct punctuation!

- 1.
- 2.
- 3.
- 4.
- 5.



Look at the picture prompt →

## Dog In Disguise


- Who is he hiding from?
- How long has he worn a disguise?
- When did it all start?
- Tell us all about him

BE CREATIVE!

Don't forget punctuation!



DOG IN DISGUISE!





# MATHS



## 1. Daily Challenge 10 questions.

Complete the 10 daily challenge questions on the next slide. Set yourself a 10 minute timer and see what you can get through. If you need to use paper to help solve questions that okay. Remember they are meant to make your brain sweat... it is okay to make mistakes and get stuck!



## 2. Area Formula – Finding the area of rectangles

The formula for calculating the area of rectangles is: length  $\times$  width. To find the area of a rectangle you multiply the length and width to find the total. Remember, we use the <sup>2</sup> symbol to represent square centimetres or square metres. **COMPLETE THE QUESTIONS ON THE FOLLOWING SLIDES USING THE AREA FORMULA** (LENGTH  $\times$  WIDTH). An example of it being used is below.

The length of the phone screen is 13 cm. The width of the phone screen is 6 cm.

Area = Length  $\times$  width  $\rightarrow 13 \times 6 = 78$

The area of the phone screen is 78 cm<sup>2</sup>.

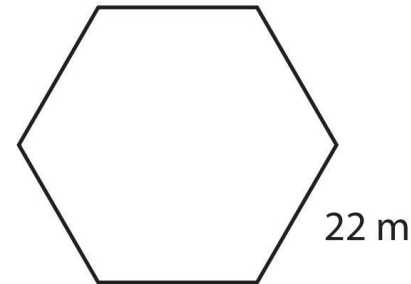




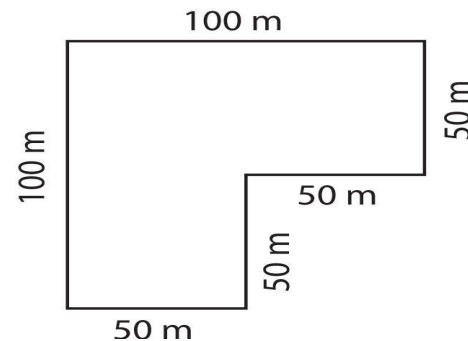
# AREA & PERIMETER - WORDED PROBLEMS

**COMPLETE WORDED PROBLEMS BELOW. MAKE SURE TO SHOW WORKING OUT TO DISPLAY HOW YOU GOT TO YOUR ANSWER**

1. Last weekend, Imran went to the circus with his family. The big top was in the shape of a hexagon. Before the circus began, Imran and his family walked around the perimeter of the big top. How many metres did they walk, if each side of the hexagon was 22 m in length? (*Hint: Finding Perimeter*)



2. During a heavy thunderstorm, one corner of the square play area at Sunnyside Primary School is almost completely flooded. On Monday morning, the school principal places a large, heavy rope around the part of the playground that isn't flooded, so the children will know where they are allowed to play. Use the diagram to work out the perimeter and the area of the children's new play space

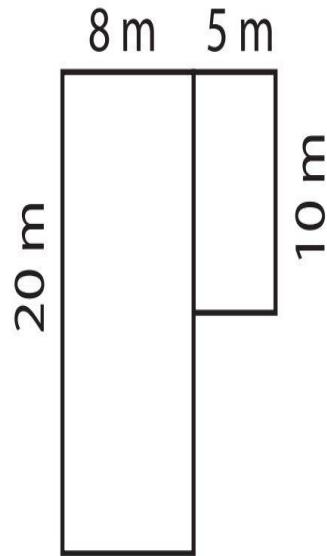


## AREA = WORDED PROBLEM CHALLENGE QUESTION

*HINT: YOU WILL NEED TO FIND THE AREA OF THE TWO PADDOCKS AND THEN ADD THE ANSWERS TOGETHER*

Farmer Tom and Farmer Tim own farms next to each other. They both have goats on their farms. Farmer Tom has a large rectangular paddock for his goats with a length of 20 m and a width of 8 m. Farmer Tim has a smaller rectangular paddock for his goats with a length of 10 m and a width of 5 m.

*If Farmer Tom and Farmer Tim decide to join their paddocks together, what will the area of the new goat paddock be?*



Place Answer and Working out below



# DAILY MATHS CHALLENGE

1. How many months in 5 years?
2. If a plane travels 410 km per hour, how far did the plane travel in 8 hours?
3. How many meters in 0.5 kilometres?
4.  $-5 + 9 =$
5. What is 10:10 in 24-hour time?
6. Find the sum of these three numbers 225, 177 and 1011.
7. What is the difference between 172 and 273?
8. There were 64 choc chip cookies in a packet. They were shared equally among 3 people. How many did each person get? Were there any left over?
9. What is the remainder? 84 divided by 7.
10. Which is larger 0.45 or 46%?



# DAILY MATHS CHALLENGE ANSWERS

- 1.
- 2.
- 3.
- 4.
- 5.
- 6.
- 7.
- 8.
- 9.
- 10.



P  
R  
A  
C  
T  
I  
C  
E

# Multiplication Table

S  
I  
N  
G  
T  
H  
E  
M

1
1 x 1 = 1
1 x 2 = 2
1 x 3 = 3
1 x 4 = 4
1 x 5 = 5
1 x 6 = 6
1 x 7 = 7
1 x 8 = 8
1 x 9 = 9
1 x 10 = 10
1 x 11 = 11
1 x 12 = 12

2
2 x 1 = 2
2 x 2 = 4
2 x 3 = 6
2 x 4 = 8
2 x 5 = 10
2 x 6 = 12
2 x 7 = 14
2 x 8 = 16
2 x 9 = 18
2 x 10 = 20
2 x 11 = 22
2 x 12 = 24

3
3 x 1 = 3
3 x 2 = 6
3 x 3 = 9
3 x 4 = 12
3 x 5 = 15
3 x 6 = 18
3 x 7 = 21
3 x 8 = 24
3 x 9 = 27
3 x 10 = 30
3 x 11 = 33
3 x 12 = 36

4
4 x 1 = 4
4 x 2 = 8
4 x 3 = 12
4 x 4 = 16
4 x 5 = 20
4 x 6 = 24
4 x 7 = 28
4 x 8 = 32
4 x 9 = 36
4 x 10 = 40
4 x 11 = 44
4 x 12 = 48

5
5 x 1 = 5
5 x 2 = 10
5 x 3 = 15
5 x 4 = 20
5 x 5 = 25
5 x 6 = 30
5 x 7 = 35
5 x 8 = 40
5 x 9 = 45
5 x 10 = 50
5 x 11 = 55
5 x 12 = 60

6
6 x 1 = 6
6 x 2 = 12
6 x 3 = 18
6 x 4 = 24
6 x 5 = 30
6 x 6 = 36
6 x 7 = 42
6 x 8 = 48
6 x 9 = 54
6 x 10 = 60
6 x 11 = 66
6 x 12 = 72

7
7 x 1 = 7
7 x 2 = 14
7 x 3 = 21
7 x 4 = 28
7 x 5 = 35
7 x 6 = 42
7 x 7 = 49
7 x 8 = 56
7 x 9 = 63
7 x 10 = 70
7 x 11 = 77
7 x 12 = 84

8
8 x 1 = 8
8 x 2 = 16
8 x 3 = 24
8 x 4 = 32
8 x 5 = 40
8 x 6 = 48
8 x 7 = 56
8 x 8 = 64
8 x 9 = 72
8 x 10 = 80
8 x 11 = 88
8 x 12 = 96

9
9 x 1 = 9
9 x 2 = 18
9 x 3 = 27
9 x 4 = 36
9 x 5 = 45
9 x 6 = 54
9 x 7 = 63
9 x 8 = 72
9 x 9 = 81
9 x 10 = 90
9 x 11 = 99
9 x 12 = 108

10
10 x 1 = 10
10 x 2 = 20
10 x 3 = 30
10 x 4 = 40
10 x 5 = 50
10 x 6 = 60
10 x 7 = 70
10 x 8 = 80
10 x 9 = 90
10 x 10 = 100
10 x 11 = 110
10 x 12 = 120


11
11 x 1 = 11
11 x 2 = 22
11 x 3 = 33
11 x 4 = 44
11 x 5 = 55
11 x 6 = 66
11 x 7 = 77
11 x 8 = 88
11 x 9 = 99
11 x 10 = 110
11 x 11 = 121
11 x 12 = 132

12
12 x 1 = 12
12 x 2 = 24
12 x 3 = 36
12 x 4 = 48
12 x 5 = 60
12 x 6 = 72
12 x 7 = 84
12 x 8 = 96
12 x 9 = 108
12 x 10 = 120
12 x 11 = 132
12 x 12 = 144





# BTN



Tune into the latest BTN episode 28 found in the link below.

## BTN Episode 30

1. Watch the episode, add a new slide, select two topics to summarise.
2. What did you find most interesting about today's episode? (Perhaps your favourite bit).







# GOOD MORNING



Friday 22/10/21

Please read through your slides carefully!

LAST DAY OF HOME LEARNING SEE YOU IN  
THE FLESH ON MONDAY!

GO TO BED EARLY ON SUNDAY NIGHT!!

Don't forget to Turn in your slides before  
the end of the day :)



# SPELLING – UNIT 33

WRITE THE WORDS FROM THE BRACKETS TO FINISH THE SENTENCES CORRECTLY. USE YOUR DICTIONARY TO ASSIST.

1. We had difficulty \_\_\_\_\_ing through the fog to see if the ferry was at the \_\_\_\_\_. (peer, pier)
2. The very fine wool that we \_\_\_\_\_ from our prize sheep is woven into a material so \_\_\_\_\_we can see through it when we hold it up to the light (shear, sheer)
3. The travellers were \_\_\_\_\_y by the time they reached the camp by the \_\_\_\_\_. (wear, weir)
4. The wedding cake has glistening, glass \_\_\_\_\_drops decorating every \_\_\_\_\_. (tier, tear)
5. The television \_\_\_\_\_ was sponsored by the makers of a new breakfast \_\_\_\_\_, (cereal, serial)

# KIDS NEWS READING CLICK ON THE LINKS ATTACHED.

Green

[Kids News Article](#)

Answer the Quick Quiz  
Questions at the end of the  
article on the next slide.

Orange

[Kids News Article](#)



Answer the Quick Quiz  
Questions at the end of the  
article on the next slide.



# KIDS NEWS ARTICLE:

Quick Quiz Answers: *Write out the article name above and the answers next to the question numbers*

- 1.
- 2.
- 3.
- 4.
- 5.

# Journal Writing

1. What is the strangest thing that's ever happened to you?
2. What animal do you think best represents your personality? Why?
3. If you could invent a machine what would it be and would it be used for?



# MATHS

## 1. Daily Challenge 10 questions.

Complete the 10 daily challenge questions on the [next slide](#). Set yourself a 10 minute timer and see what you can get through. If you need to use paper to help solve questions that okay. *Remember they are meant to make your brain sweat... it is okay to make mistakes and get stuck!*

## 2. AREA – [What is Area?](#)

Watch the [following video](#) to revise what area is and the formula to finding the area of a square or rectangle. The image below shows an example of the units of measurement for area and when they could be used.

## 3. AREA + Perimeter – What's the difference?

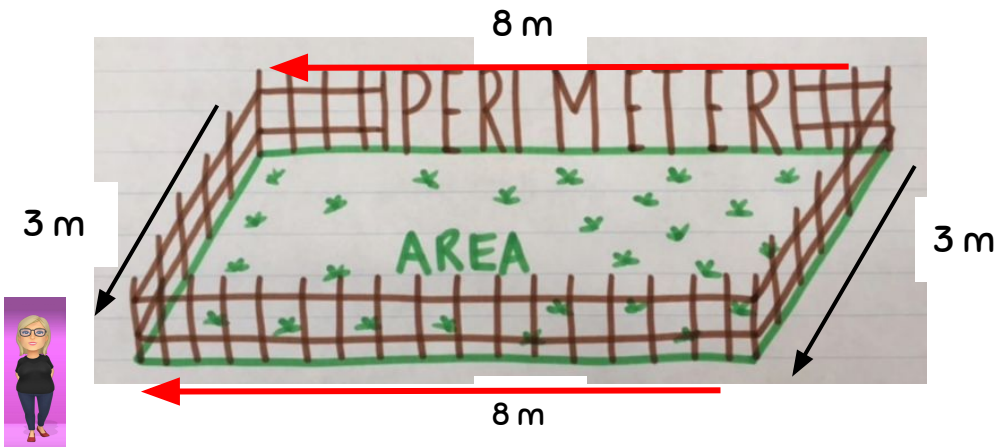
Perimeter is the measurement of the distance around a shape. The perimeter is found by *adding* the length of all sides together.

Area is the measurement of space inside a shape. To find the area we must *multiply* the length and width of the shape's sides.

*The awesome thing about perimeter and area is that you can usually find both measurements while looking at the same picture. An example is shown below.*

**Perimeter**  $\rightarrow 8 + 8 + 3 + 3 = 22 \text{ m}$

**Area**  $\rightarrow \text{Length} \times \text{Width}$   
 $\rightarrow 8 \times 3 = 24 \text{ m}^2$

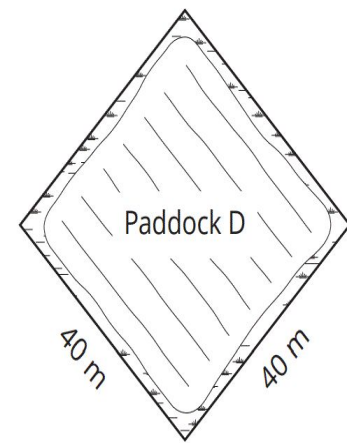

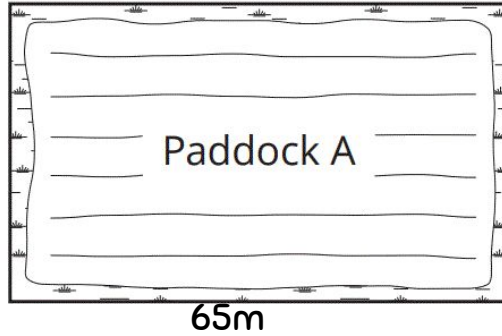




# ACTIVITY – FINDING THE PERIMETER AND AREA OF A Paddock

A farmer is planning some new paddocks for their farm. Look at the plans below and find the area and perimeter of each paddock. You may use the [online calculator](#) to assist with finding the area and checking your answers.

We are going to go through this activity on the Zoom together



## Paddock A

Perimeter =

Area =

## Paddock B

Perimeter =

Area =


## Paddock C

Perimeter =

Area =

# DAILY MATHS CHALLENGE

1. How many cm in  $4\frac{1}{2}$  meters?
2. Which is the largest number? 11101, 1111, 11011, 10111.
3. Increase 2000 by 80.
4. How many days in 15 weeks?
5. What is the second month of the year?
6. Add 20 000 to 190 000.
7. Divide \$990 by 30.
8.  $\$8.45 + \$8.05 + \$8.50 =$
9. Double \$65300
10. Double 3.13



# DAILY MATHS CHALLENGE ANSWERS



- 1.
- 2.
- 3.
- 4.
- 5.
- 6.
- 7.
- 8.
- 9.
- 10.



# CHOICE BOARD

Complete at least 2 activities from this weeks choice board.  
Don't forget to highlight the activities you complete.





# CHOICE BOARDS



Mind and connection	Fitness	Get creative!
<p>Listen to some music you find calming, lay down and just listen and focus on listening to the music</p> <p>Complete your 5 finger breathing. This video will assist. <a href="#">Five Finger breathing</a></p>	<p>Are you up for the Bring Sally up Squat challenge? Come on you can do it!! <a href="#">Bring Sally up!</a></p>	<p><a href="#">Online Sketch Pad</a></p> <p>Have fun with this online sketch pad share you drawings sketches and designs to SeeSaw.</p>
<p>Click on the link for a guided meditation for young teens to relax help with sleep and stress. <a href="#">Guided meditation for young teens</a></p> <p>SUPER SIMPLE STRETCHES For Kids &amp; Gymnasts. Build a STRONG Body. Click here to do the video <a href="#">Simple stretches.</a></p>	<p>Put on your favourite tunes and do.... 20 star jumps 10 push ups 10 sit ups</p> <p>Using a ball, work on your ball skills. Basketball, soccer, tennis, rugby league, AFL etc.</p>	<p><a href="#">Offline Drawing</a></p> <p>Switch off your computer/ipad/phone. Find some paper and pencil. Spend 30mins drawing anything of your choice. You might choose to draw something or someone or be really creative and draw a scene from a book or a movie.</p>

## Want Something Extra?

- How stuff works has articles that answer questions about cars, culture, entertainment, science, money, technology, and more. Games, quizzes, and videos round out the learning experience. <https://www.howstuffworks.com/>
- Fun for kids from preschool to year 8 <https://www.funbrain.com/>
- San Francisco's Exploratorium at the Palace of Fine Arts website teaches kids about science and art in new ways. The activities let kids tinker with gadgets, go below the sea, rocket into the galaxy, as well as learn about the science of gardening, animals, and cells. <https://www.exploratorium.edu/>
- Phillip Island Nature Parks Live Penguin TV Tune in from 6pm AEST to watch. At sunset (AEST) every night, the world's largest colony of Little Penguins waddle up Phillip Island's floodlit beaches to their homes. Since we aren't able to welcome visitors to enjoy this natural phenomenon in person at the moment, we've decided to bring the penguins into homes across the world instead. <https://www.penguins.org.au/virtual/live-penguin-tv/>
- Kids Creating Space- This is a link to Mindfulness/yoga videos that. We complete daily at school. <https://www.youtube.com/channel/UCfY6ToBrvdxlsOx7Y9rVwvQ>
- Det Live Stream- Tune in each day at 10am for a live educational video. <https://education.nsw.gov.au/teaching-and-learning/learning-from-home/learning-at-home>

